

REV. Status

REVISION – 08/13/92 TS
REVISION A FLIPPED RADII & CLARIFIED MARKING 06/24/05 YS
REVISION B RoHS COMPLIANT 11/03/05 MP

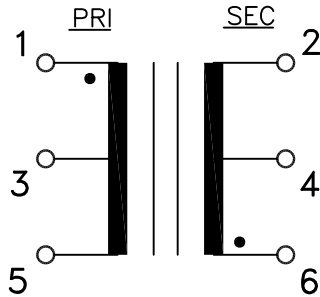
A. Electrical specification (@ 25°C)

1. Power rating;  
500 mW
2. Dielectric strength;  
500 VDC 1 minute
3. Insulation resistance;  
10,000 MΩ MIN @ 500 VDC
4. Turns ratio;  
(1-5) : (6-2) = 1 CT : 1 CT ±5%  
(1-3) : (6-4) = 1 : 1 ±5%
5. Primary open circuit inductance;  
50 μH MIN @ 1 KHz, 40 mV (1-5)
6. Primary ET-constant  
5.2V – μs MIN
7. Rise time;  
5.6 ns MAX
8. Interwinding capacitance between Primary and Secondary;  
18.0 PF MAX @ 100 KHz
9. Primary leakage inductance with shorted Secondary;  
0.5 μH MAX @ 100 KHz
10. DC Resistance;  
Primary (1-5) 1.3 Ω MAX  
Secondary (6-2) 1.3 Ω MAX

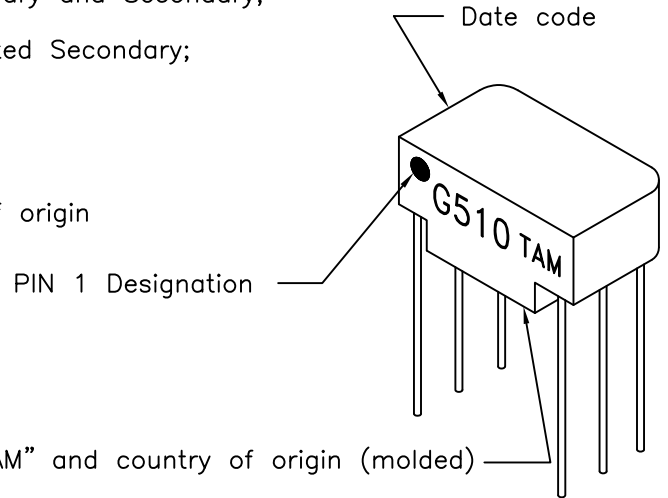
B. Marking;

G510, TAM, date code and country of origin

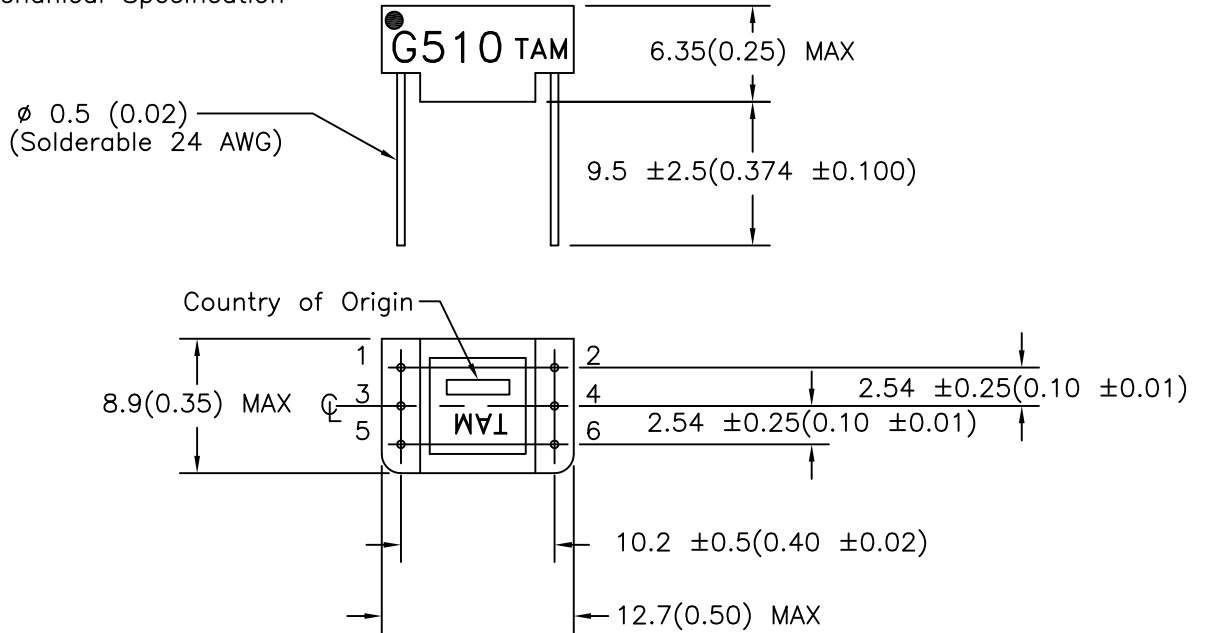
C. Schematic diagram



MODEL NUMBER  
**G510**



D. Mechanical Specification



PREPARED BY:

K. BRENNAN

ENGINEER:

M. PITCHAI

SAFETY ENGINEER

T. CLEM

APPROVED:

Y. SEKIGUCHI

DRAWING CONTROL NO. P-A1-10636	REV B	MODEL DESCRIPTION PULSE TRANSFORMER	MODEL SPECIFICATION <b>G510</b>
CONTENTS OF THIS DRAWING ARE SUBJECT TO CHANGE WITHOUT PRIOR NOTICE		<b>TAMURA CORPORATION OF AMERICA</b> 1040 SOUTH ANDREASEN DRIVE, #100 ESCONDIDO, CA. 92029 (951) 699-1270 FAX 7607400536	DIM: mm[In] SCL: 2/1 SH: 1 OF 1
PROPRIETARY NOTICE: THIS DRAWING PRINT OR DOCUMENT AND SUBJECT MATTER DISCLOSED HEREIN ARE PROPRIETARY ITEMS TO WHICH TAMURA RETAINS THE EXCLUSIVE RIGHT OF DISSEMINATION, REPRODUCTION, MANUFACTURE AND SALE. THIS DRAWING, PRINT OR DOCUMENT IS SUBMITTED IN CONFIDENCE FOR CONSIDERATION BY THE RECIPIENT ALONE UNLESS PERMISSION FOR FURTHER DISCLOSURE IS EXPRESSLY GRANTED IN WRITING.			