

REV. Status

REVISION -
09/01/95 TS

REVISION A
ADDED RoHS
12/01/05 MP

REVISION B
ADDED TEMP
RATING
4/29/15 MP

TELECOMMUNICATION COUPLING MINIATURE ENCAPSULATED TRANSFORMER DESIGNED TO OPERATE 40mW MAX IN PRIMARY AND REFLECT A PRIMARY SOURCE IMPEDANCE OF APPROXIMATELY 10KΩCT WITH 4KΩCT LOAD ON SECONDARY.

MODEL NUMBER
MET-10

A. Electrical Specifications (@ 20 ° C)

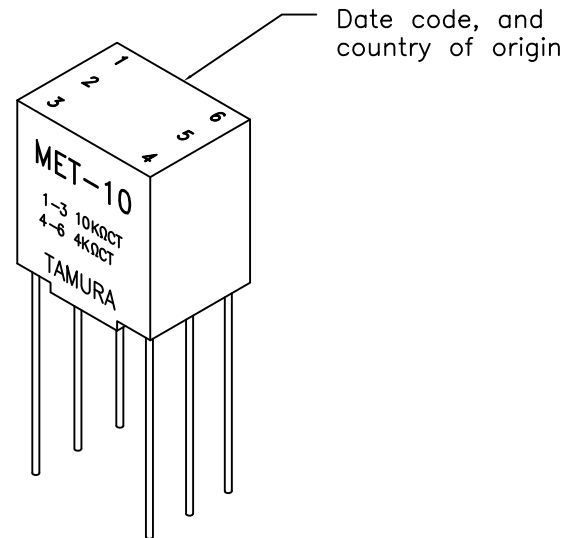
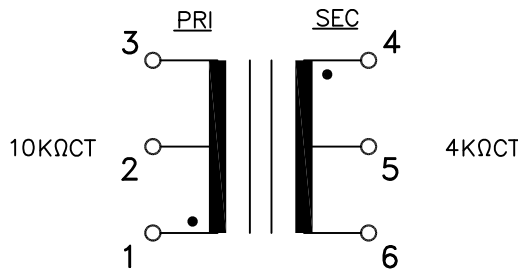
1. Pri Source Impedance; 10KΩ CT
2. Sec Load Impedance; 4KΩ CT
3. Pri DC Current; 1 mA MAX
4. Operating Level; 40 mW MAX @ 300 Hz
5. Frequency Response (relative to 1 KHz); ±2.0 dB, @ 300 Hz to 100 KHz
6. Longitudinal Balance; 60 dB MIN @ 1 KHz
7. DC Resistance;
 - (1-3) 1000Ω ±20%
 - (4-6) 500Ω ±20%
8. Turns Ratio; (1-3) : (4-6) = 1.58 : 1 ±2%
9. Dielectric Strength; 500 Vrms 0.5 minute @ Pri - Sec



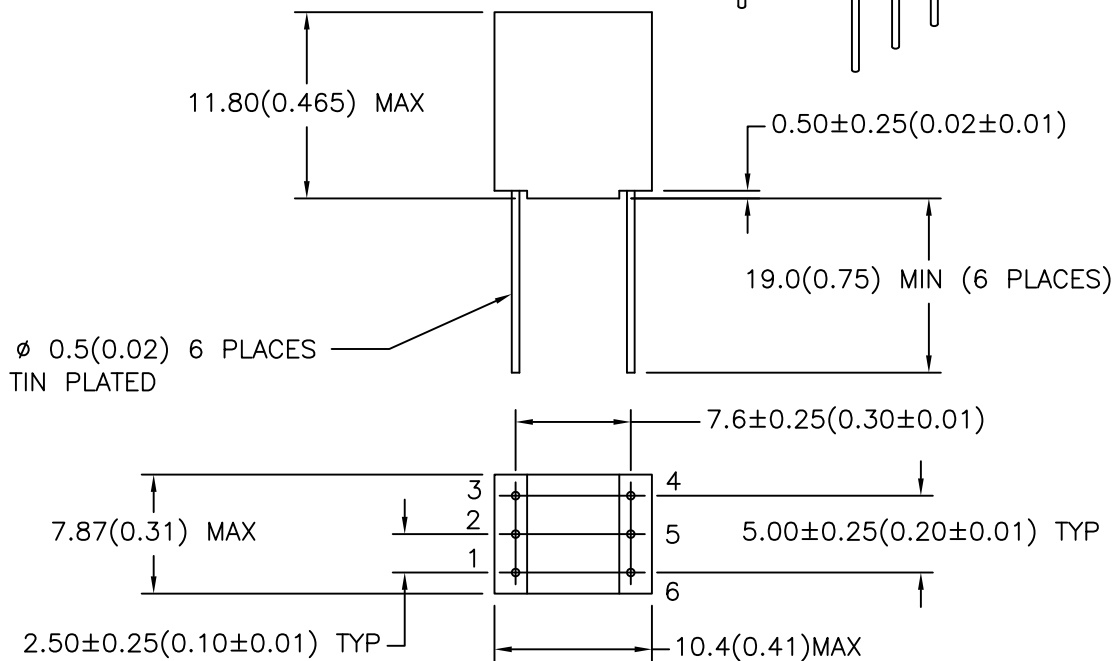
B. Marking; MET-10, TAMURA, Primary and Secondary Impedance, pin numbers, date code and country of origin

C. Operating Temperature: -20 to +85°C
Storage Temperature: -55 to +105°C

D. Schematic Diagram



E. Mechanical Specifications



TOLERANCES (mm)	
≤ 4	± 0.2
4 ≤ 20	± 0.3
20 ≤ 50	± 0.4

PREPARED BY:

C. POPPE

ENGINEER: MATHI P.	DRAWING CONTROL NO. P-A1-11405	REV B	MODEL DESCRIPTION AUDIO COUPLING MINIATURE ENCAPSULATED XFMR	MODEL SPECIFICATION MET-10
SAFETY ENGINEER	CONTENTS OF THIS DRAWING ARE SUBJECT TO CHANGE WITHOUT PRIOR NOTICE TAMURA CORPORATION OF AMERICA 1040 SOUTH ANDREASEN DRIVE, #100 ESCONDIDO, CA. 92029 (951) 699-1270 FAX 7607400536			DIM: mm[In] SCL: 2/1 SH: 1 OF 1
APPROVED: M. PITCHAI	PROPRIETARY NOTICE: THIS DRAWING PRINT OR DOCUMENT AND SUBJECT MATTER DISCLOSED HEREIN ARE PROPRIETARY ITEMS TO WHICH TAMURA RETAINS THE EXCLUSIVE RIGHT OF DISSEMINATION, REPRODUCTION, MANUFACTURE AND SALE. THIS DRAWING, PRINT OR DOCUMENT IS SUBMITTED IN CONFIDENCE FOR CONSIDERATION BY THE RECIPIENT ALONE UNLESS PERMISSION FOR FURTHER DISCLOSURE IS EXPRESSLY GRANTED IN WRITING.			