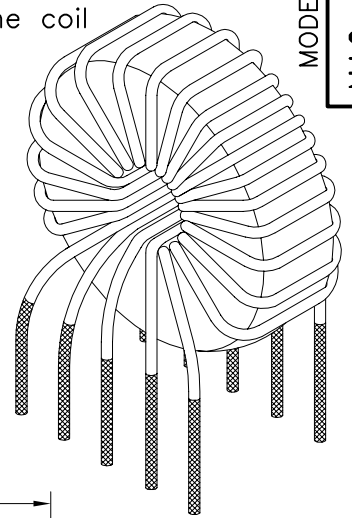
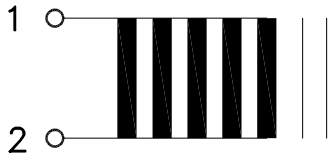


# Amorphous Power Inductor

- ◆ For smoothing switching power supply output
- ◆ Rated Current: 25ADC
- ◆ Low core-loss at high frequency
- ◆ Amorphous iron cores with precised gap are used in the coil

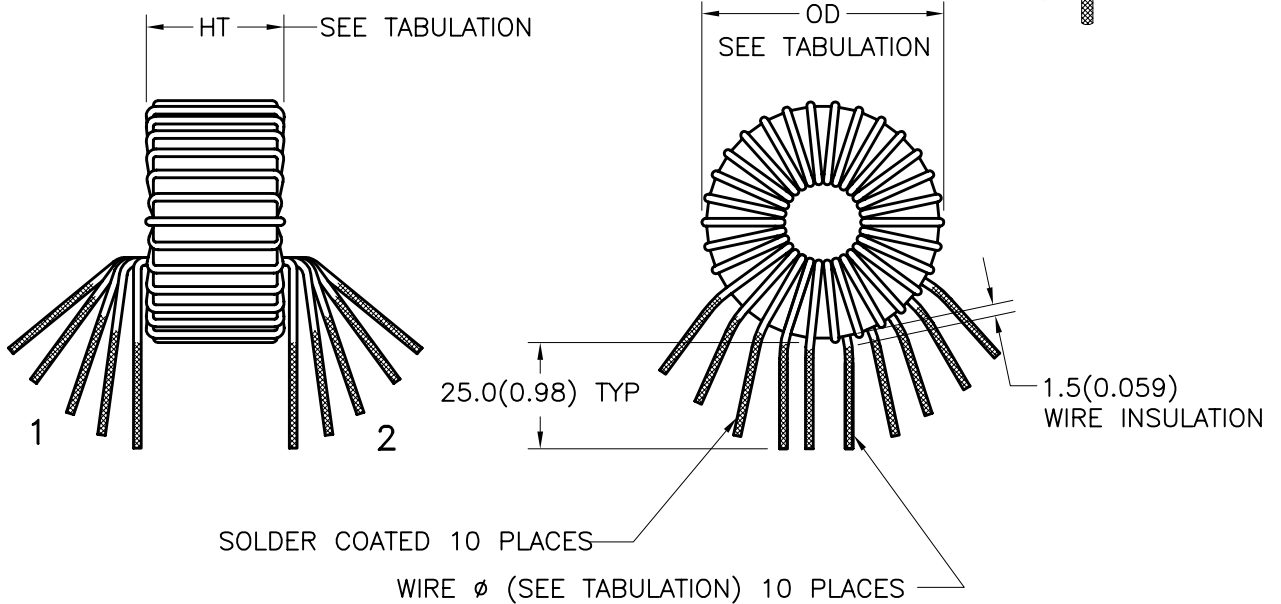
Schematic Diagram;



MODEL NUMBER

NAC-25 SERIES

Mechanical Specifications;



Part Number	Rated Current (ADC)	Inductance (uH)±25%	DCR (mΩ) MAX	Wire Dia (ømm)	Dimension OD mm(In) MAX	Dimension HT mm(In) MAX
NAC-25-0011	25	10	3	1.0X5	34(1.34)	20(0.79)
NAC-25-0021	25	20	4	1.1X5	43(1.69)	21(0.83)
NAC-25-0031	25	30	5	1.1X5	43(1.69)	21(0.83)
NAC-25-0051	25	50	7	1.1X5	47(1.85)	28(1.10)
NAC-25-0101	25	100	8	1.1X5	56(2.20)	28(1.10)
NAC-25-0151	25	150	11	1.1X5	57(2.24)	35(1.38)

PREPARED BY:

K. BRENNAN

NOTE: Inductance is measured at 20 KHz with specified DC current

ENGINEER:

M. PITCHAI

DWG CONTROL NO. P-A4-13611  
ACAD\MXFMR\A4136111.DWG

REV

-

25A POWER INDUCTOR FOR SWITCH MODE POWER SUPPLIES

NAC-25 SERIES

QUALITY CONTROL:

T. CLEM

CONTENTS OF THIS DRAWING ARE SUBJECT TO CHANGE WITHOUT PRIOR NOTICE

**TAMURA CORPORATION OF AMERICA**  
43352 BUSINESS PARK DRIVE, TEMECULA, CA. 92590-6624  
(951) 699-1270 FAX 9516769482

MODEL SPECIFICATION

DIM: mm(In) SCL: 1/1 SH: 1 OF 1

APPROVED:

Y. SEKIGUCHI

PROPRIETARY NOTICE: THIS DRAWING PRINT OR DOCUMENT AND SUBJECT MATTER DISCLOSED HEREIN ARE PROPRIETARY ITEMS TO WHICH TAMURA RETAINS THE EXCLUSIVE RIGHT OF DISSEMINATION, REPRODUCTION, MANUFACTURE AND SALE. THIS DRAWING, PRINT OR DOCUMENT IS SUBMITTED IN CONFIDENCE FOR CONSIDERATION BY THE RECIPIENT ALONE UNLESS PERMISSION FOR FURTHER DISCLOSURE IS EXPRESSLY GRANTED IN WRITING.